

Phi Phi  
CLIMBERS®

ROUTE GUIDE FOR  
ROCKCLIMBING  
ON

PHI-PHI-DON <sup>20</sup> Juan...

MAY 15, 2001

- 5
- 6a
- 6a+
- 6b
- 6b+
- 6c
- 6c+
- 7a
- 6-9
- 9-10a
- 10a/b
- 10b/c
- 10d
- 11a
- 11b
- 11c



5	5.6
	5.7
	5.8
6a	5.9
6a <sup>+</sup>	5.10 a
	.10 b
6b	.10 c
6bt	.10 d
6c	.11 a
6ct	.11 b
7a	.11 c

8a 5.13b

## THE SPEECH

Phi Phi Climbers\* have over the last year spent a lot of time and money for the rebolting of Phi Phi Islands. This has been financed partly by the - since many years existing - boltfund. New routes are put up entirely with gear paid for by Phi Phi Climbers or privately by the handsome, rich, globetrotting, world-class author and scater of sheer rockfaces - Sam Lightner!

Everyone is ofcourse welcome to put up new routes or rebolt existing ones, but PLEASE don't do it with anything less than stainless steel glue-in bolts or preferably yet are the titanium glue-ins that may be the final solution to the "thai-bolt-problem".

If you come here with expansion bolts and an urge to drill, please contact us at Phi Phi Climbers and inform us on your plans and together we'll work out the best solution/option.

We do need and welcome all the help we can get, but by putting up a route with expansion bolts you're creating a potential danger and someone will still have to rebolt within the next year or so. (I've personally witnessed an 8-months old expansion bolt break under bodyweight...)

The Garbage issue. We experience a very strange phenomena on Phi Phi... No one has ever littered or even flicked a cigarettbutt at any crag or on the beaches. Still garbage appears out of nowhere, so to keep this place one of the most beautiful in the world - help us by collecting this garbage even if it ofcourse wasn't brought there by you!

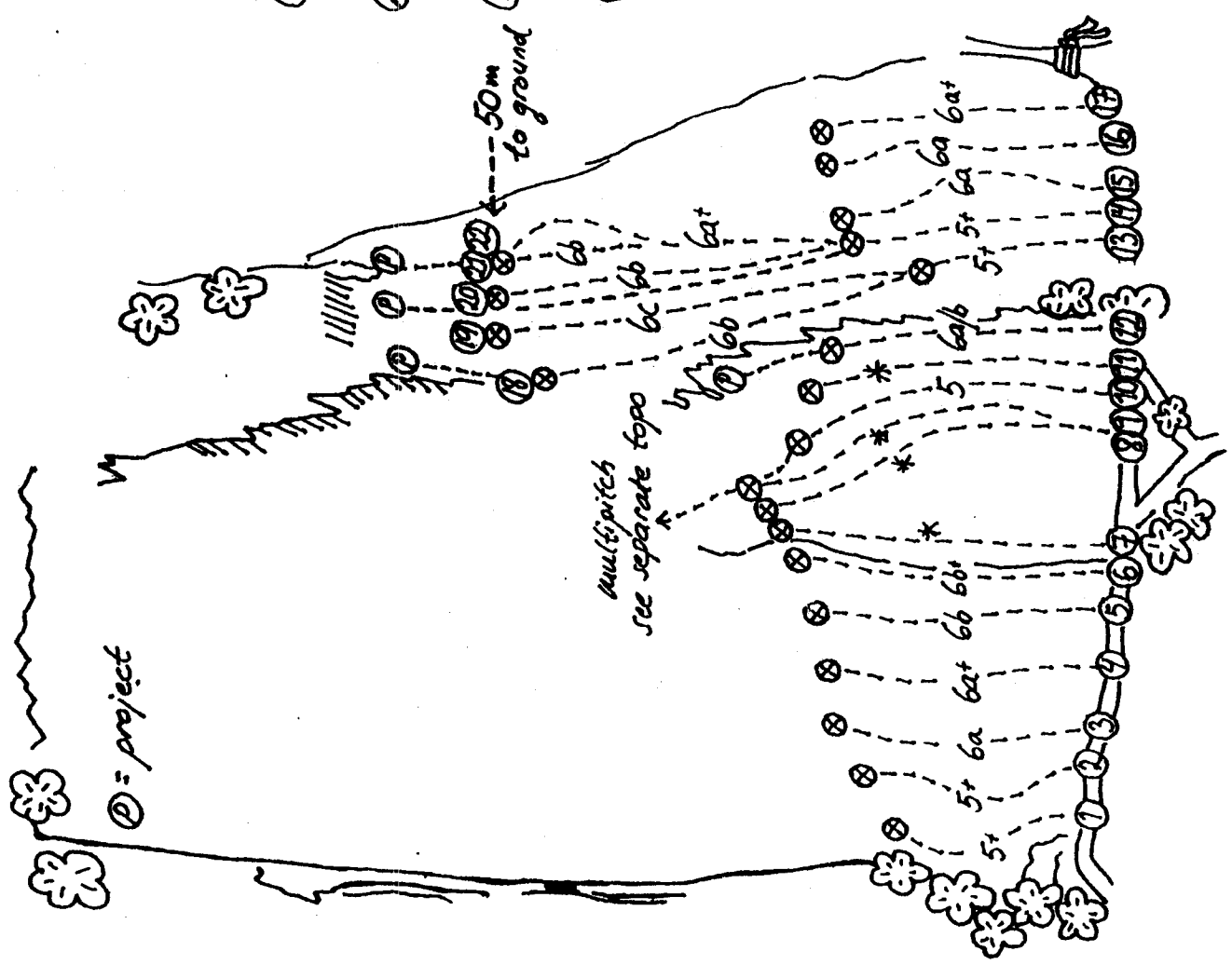
\* Last highseason represented by Suchard, Cathy, Shawick and Soley, and with great assistance from Brian Bergman, Sab, 100% Pat, George.F.A, Whitney Cheesepread  
... back friend - Sam

# TON SAI TOWER

All routes graded on this rockface have been bolted or rebolted by Phi Phi Climbers since Feb/march 2000.

- ① Brian Fagman, 5+, 4 bolts, 7 thread, 12 m  
FA: Soley Onbut & Magnus Wiklund, dec 2000
- ② Latitude 8, 5+, 6 bolts, 15 m  
FA: Dolby Monet & Wilfried Colonna, 14/11/1987
- ③ Baron von tok, 6a, 6 bolts, 18 m  
FA: Francois Burnier & Dominique Potard, nov 1999
- ④ Trong Bei (Straight ahead) 6a+, 7 bolts, 20 m  
FA: See route 3
- ⑤ Lois Lane, 6b, 7 bolts, 27 m  
FA: Hilding Gnöters, 1957 (Watch 1st & 2nd c)
- ⑥ Mr Phi Phi, 6b+, 8 bolts, 3 threads, 24 m  
FA: Suchard Sriphoh & Sab (Pushpong Nornai)
- ⑦ New route, recognizable by a red epoxy put up by Shamick & Co. No information
- ⑧ & ⑨ See route 7. Shares the first bolt
- ⑩ Pai noon mai, 5, 6 bolts, 1 thread, 25 m  
FA: See route 3. 1/1997 (Pitch 2,3&4 - separate)
- ⑪ See route 7. No information except for extremely loose rock.

- ⑫ Scenic Bullewic, 6a/6, 7 bolts, 2 threads  
FA: Hilding Gnöters, 1957. Stay on the bolt and it's 6b. Go left (like most people)



⊙ = project

Multiple pitch see separate topo

50m to ground

3 minute juglenak to the beach, and another couple of minutes to the beerparlour.

6a = 5.9  
6b+ = 10d

## TON SAI TOWER (Page 2.)

- ⑬ 42 square feet, 5+, 4 bolts, 1 thread, 13 m  
FA: Suchard Sripoh, Shamick, 3/2000
- ⑭ Stirfried water, 5+, 4 bolts, 4 threads, 19 m  
FA: Suchard Sripoh, Magnus Wiklund, 1/2001
- ⑮ British, Russian or nineteen, 6a, 4 bolts, 4 threads, 20 m  
FA: Magnus Wiklund, Suchard Sripoh, 1/2001
- ⑯ Mr Viper, Mr Pit Viper, 6a, 6 bolts, 1 thread, 20 m  
FA: Suchard Sripoh, Shamick, 4/2000
- ⑰ Birthday boy, 6a+, 6 bolts, 22 m  
FA: Suchard Sripoh, Shamick, april 18, 2000
- ⑱ Cottonbrains of infancy, 6b, 7 bolts, 5 threads, 27 m  
FA: Magnus Wiklund, 4/2001  
(Currently 15/5, a 3 thread, 2 ring anchor)
- ⑲ The way to the next whiskeybar, 6c, 8 bolts, 3 threads, 29 m  
FA: Magnus Wiklund, J. Beau
- ⑳ Ride the snake, 6b, 2 bolts, 7 threads, 26 m  
FA: Magnus Wiklund, 3/2001
- ㉑ Peyote detour, 6b, FA: Magnus Wiklund  
A 1 bolt, 3 thread variation ending to route 22.  
Go straight after 7th clip on route 22. 11 clips total.
- ㉒ Kiss the serpent, 6a+, 6 bolts, 4 threads, 27 m  
FA: Magnus Wiklund, Kristin Teien 3/2001

at Ton Sai Tower you'll find:

## PAI NOON MAI (4 pitches)

FA: Francois Burnier & Dominique Potard

90m. Bolted Jan 1997

Rebolted (and slightly altered) with  
44 stainless steel staples in March 2000

5.8  
1<sup>st</sup> PITCH: 5, 6 BOLTS, 25 M (Sorry, forgot mentioning a thread)

Stay to the right of the big rock on the  
(edge between 1<sup>st</sup> and 2<sup>nd</sup> bolts.

Don't go too far right (loose rock) at the  
somewhat runout but easy finish.

2<sup>nd</sup> PITCH: 5+, 2 THREADS, 1 BOLT, 10 M 5.8+ / 5.9-

Can be linked with the 1<sup>st</sup> pitch. Use some  
extenders or endure some ropdrag.

A 55 meter rope will get you back to the  
ground from these anchors.

3<sup>rd</sup> PITCH: 6B, 13 BOLTS, 35 M 10 b/c

The real reason to climb this multipitch.

Move with caution at the easy finish,  
since the last bolt is an expansion bolt  
and potentially breaks under bodyweight...

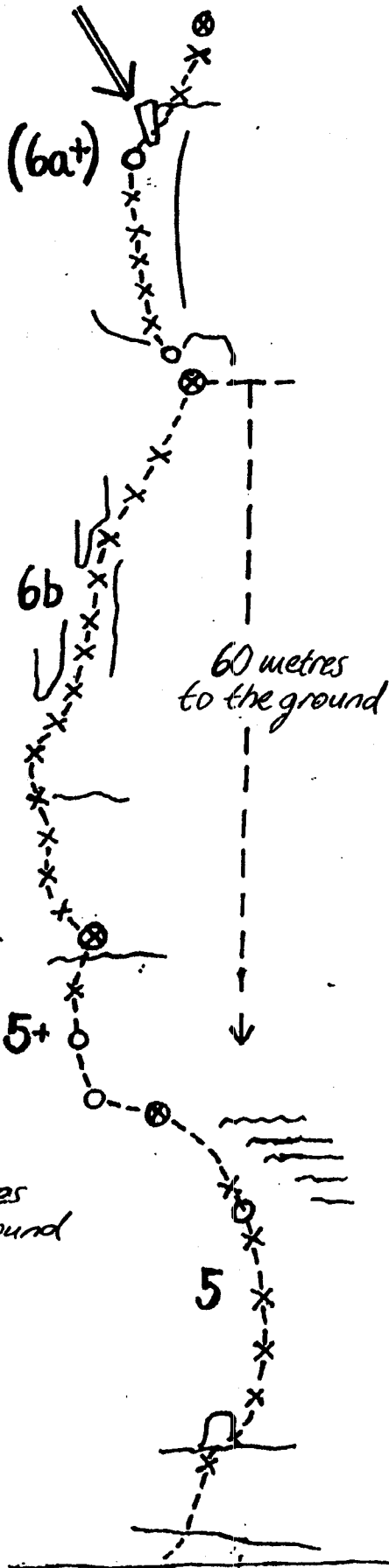
A 60 m rope won't get you back to the  
start of the pitch, but two 60 m ropes  
(recommended - will make your life easier) will  
just get you back to the ground.

(4<sup>th</sup> PITCH: 6A+, 7 BOLTS, 2 THREADS, 22 M) 5.10 a/b

A 4-foot wedged rock after the 7<sup>th</sup> clip offers  
all the holds you need to make this pitch  
6a+ - It also may come off and kill you  
and/or cut your rope. It's also likely to cause  
some commotion at the bottom of the crag...


Climbing past it on the right up the grade  
to about 6c+. If you choose to do this  
get your second to clean the pitch. Do  
not do it from above. Consult Phi Phi  
Climbers for further information on  
the removal of this rock. Or just ask

DANGER!!



BOB FOR A LONGTAIL BOAT.  
**HINTAAK** (Broken rock)

This crag is accessible by a 40 bolt (7 person/way) longtail boatride. The sun leaves the crag around noon, but the area also offers excellent snorkeling if you'd like to spend a whole day. Mind the tide & the corals!



① Happy banana (4 pitches)  
 See separate topo

② Travels with my aunt 6A bolted, 30m.  
 FA: Dutch expedition, nov 1988

Rebolted, march 2000

2 different starts (left slightly easier) leads to an anchor and a common finish. Use 7 60m rope

③ Lowered by frustration 6B+ 5 bolts, 3 threads, 23m

FA: Hilding Gröters 1958, rebolted april 2000

The Glagun 6C+, 6 bolts, 2 threads, 25m \*

FA: Hilding Gröters 1958, rebolted april 2000

Barracuda (2 pitches) 6C+, 5 bolts, 2 threads, 22m

7B+, 2 bolts, 70m

FA: Thierry Renault & Marie Huch & Kurt Albert, dec 1989

Rebolted, april 2000

⑥ Karua 7A+, 70 bolts, 2 threads, 35m

FA: See route 5. Rebolted, june 2000

Use an extender on the 8th clip. A 60m rope will just get you back down from this trip...

⑦ Hai mee panta 6A, 3 bolts, 4 threads, 18m

FA: Benoît Loucel & Rowinque Potard, oct 90

Rebolted, march 2000

⑧ Pua Pui 5+ 7 bolt, 6 threads, 17m

(direct start 6A, 7 bolt)

FA: See route 7. Rebolted. march 2000

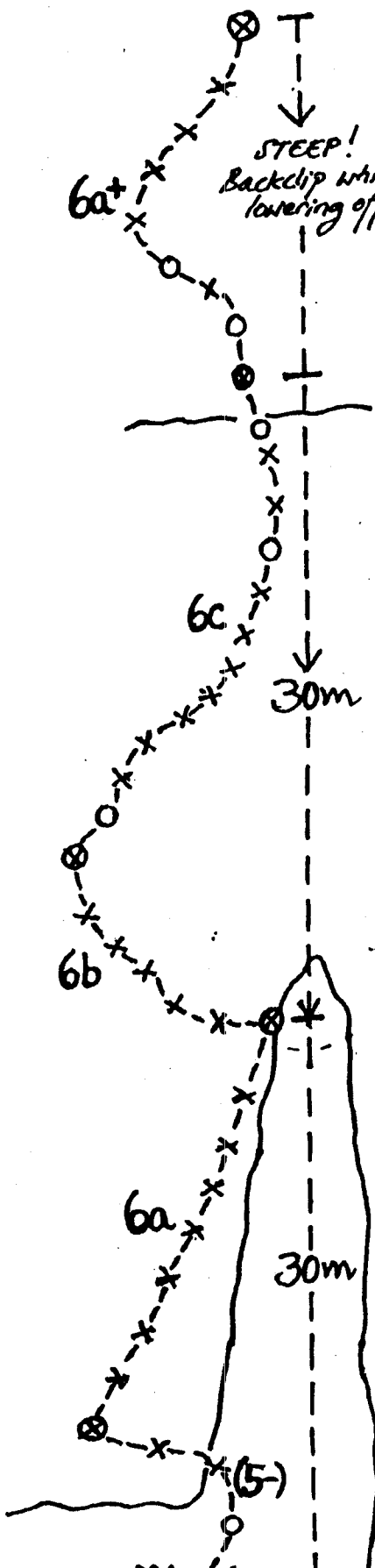
(\* at this climb, some idiot had drilled a perfect mono, making the crux about 2 grades easier. It's been gined on the 22/3 and is now back in original shape.)

There's presently only 1 safe  
multipitch at Hin Taak:

## HAPPY BANANA (4 pitches)

FA: Nikfried Colonna, Bernard Domenech & Dolby Maret  
100 m. Bolted, NOV 1987  
Rebolted by Phi Phi Climbers with A4  
stainless steel staples in march 2000  
(slightly altered at rebolting)

START from the sharp boulder on the beach  
just left of the bottom of the pinnacle.  
(Possible even at the highest tide)  
A very sharp, three-clip, left-trending  
approach pitch takes you to the actual  
start.



1st PITCH: 6A, 7 BOLTS, 23M

For Thailand, relatively unusual slab/wall  
crack-climbing. Make sure not to go to the  
anchor on the pinnacle - go behind.

2nd PITCH: 6B, 5 BOLTS, 18M

Upscaled version of the 1st pitch.  
Exposed and delicate. Nothing for  
jug-haulers

3rd PITCH 6C 8 BOLTS & 3 THREADS, 30M

Use your steep crack skills or stay on the  
occasionally sloped wall. Watch out for  
some potentially loose flakes about  
halfway and loose rocks at the big  
ledge that ends the pitch.

4th PITCH: 6A+, 5 BOLTS & 2 THREADS, 21 M

If it wasn't for a bit of dirt, this  
pitch would have won an award...  
One of the steepest routes of this  
grade in Thailand. Jughauling orgasm.

LOWER OFF: After climbing the 4th pitch, get back  
to the big ledge. From here 2 60 meter  
ropes will just take you to the ground.  
Easier yet is to climb the entire route  
with one 60m rope and split the 60m  
into two 30m's. Anchors are per-  
fectly positioned for this, but DO keep  
the ends of the rope!

# FIGHT CLUB CORNER (south east wall)

At the south end of Hin Taak beach there's a beautiful, overhanging rock. Make your way up to it and once at it - turn left. A few meters further and the canyon opens up on your right. The routes are by the eagle-shaped stalagmite on the right hand wall.

① KID MAK (Think too much) 6C  
4 bolts, 1 thread, 15 m.

Easy climbing leads you to a crux that is serious if you're not tall...

FA: Soley Onbut & Magnus (King Kong) Wiklund

② EQUAL PARTS GASOLINE AND FROZEN ORANBEDIUC CONCENTRATE, 6A 3 bolts, 1 thread

FA: Magnus (King Kong) Wiklund, Soley Onbut


③ D.O.G (Dirty Old Germans) 6B+

4 bolts, 1 thread, 18 m

Common start with route 2. Caution at 1st and 2nd clip

FA: Magnus (King Kong) Wiklund, Soley Onbut

All routes from march 2000.



# FIGHT CLUB CORNER (northeast wall)

At the south end of Hin Taak beach there's a beautiful overhanging rock.

Make your way up to it, and once at it turn left. A few meters further and the canyon opens up on your right.

Follow the back of it and turn left over some sharp rock. Drop down right, in front of a gently overhanging wall with 3 routes. (Mind some loose rock - especially on P.O.P.)

① Epicmaker, 6ct 6 bolts, 1 thread, 20m

FA: Saw Lighter, Brian Begun & Magnus Wiklund  
April 2000

② Perverted Old Polack (P.O.P.)

5 bolts, 3 threads, 22m

FA: See route 1.

③ Dead men walking, 7B, 8 bolts, 1 thread

FA: See route 2.

